

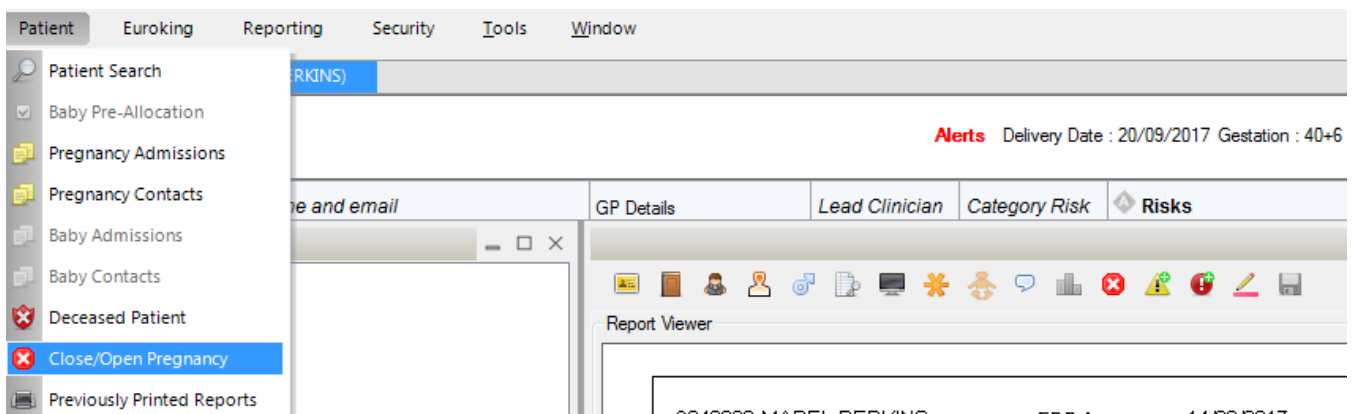
E3 - Close Pregnancy

E3 Maternity System

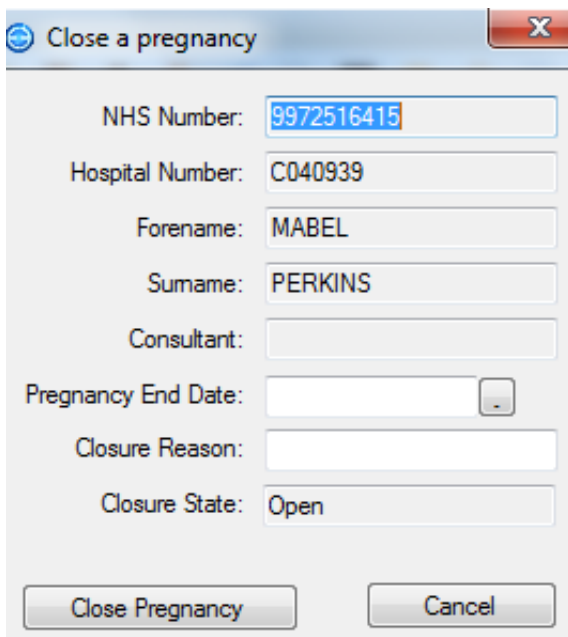
Close Pregnancy

The close pregnancy option can be used if a pregnancy needs to be closed prior to E D D date, through miscarriage, T O P S , etc.

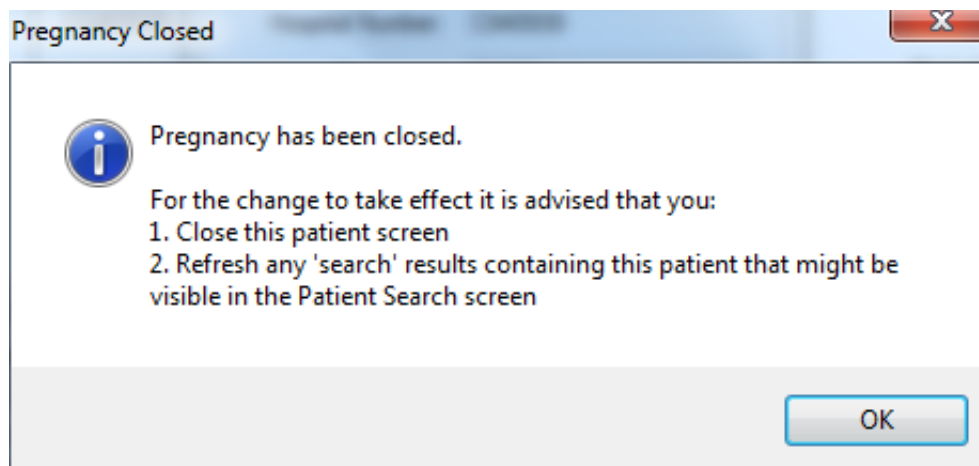
The closed option can be accessed via the Close icon  or the drop down menu in the patient tab.



Once selected the close pregnancy box will open, complete the pregnancy end date, the closure reason, then click the close pregnancy button. You will be asked to confirm the pregnancy closure.

A screenshot of a dialog box titled 'Close a pregnancy' with a close button (X) in the top right corner. The dialog contains several input fields: 'NHS Number:' with the value '9972516415', 'Hospital Number:' with 'C040939', 'Forename:' with 'MABEL', 'Surname:' with 'PERKINS', 'Consultant:' (empty), 'Pregnancy End Date:' (empty), 'Closure Reason:' (empty), and 'Closure State:' with 'Open'. At the bottom, there are two buttons: 'Close Pregnancy' and 'Cancel'.

Once closure has been confirmed, the pregnancy closed confirmation box will appear, follow instructions to update patient record.



Online URL: <https://elearning.cornwall.nhs.uk/site/kb/article.php?id=61>