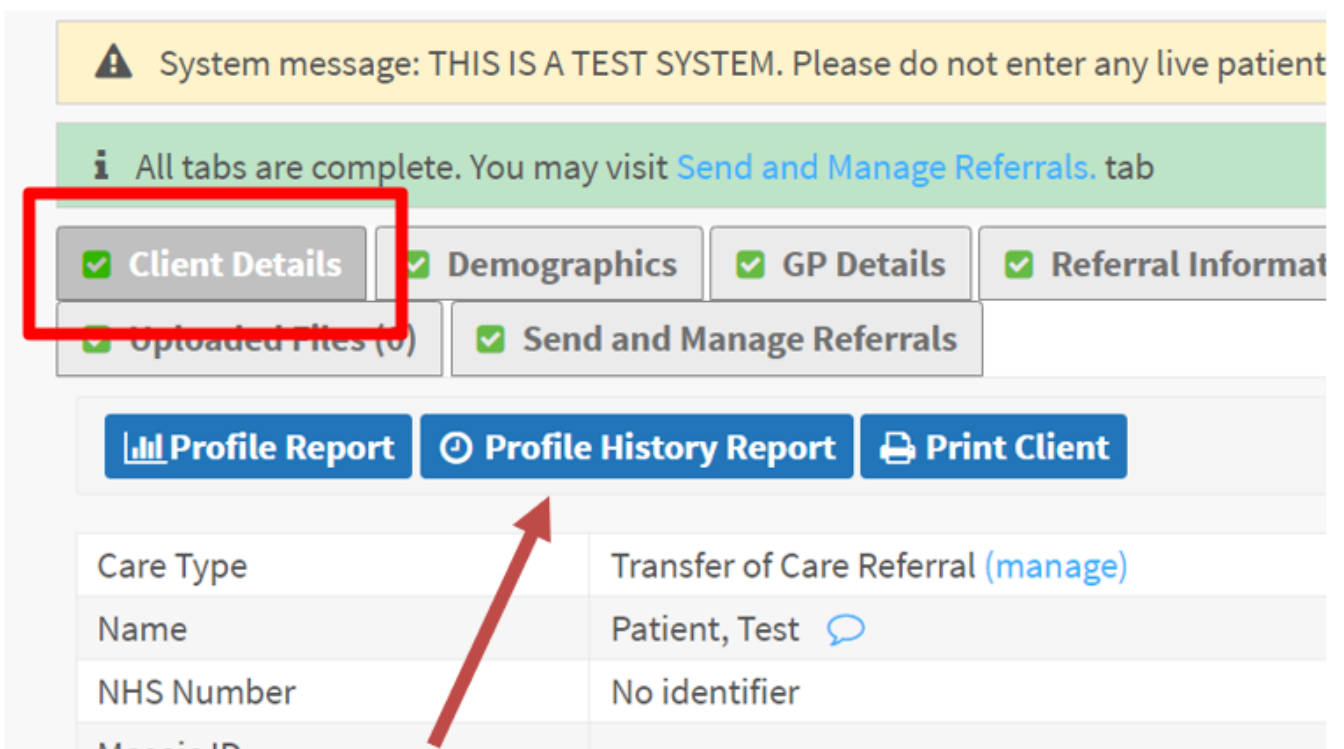


# Strata IToCH Guidance - Viewing all changes on a Patient Record V1.0


This guide is for use within the IToCH hubs, to view all changes that are made on the patient record (incl Sender/Receiver changes)

## Locating Report

From the Patient Record, go to the Client Details Tab – highlighted below



The screenshot shows the IToCH interface. At the top, there is a yellow system message: "System message: THIS IS A TEST SYSTEM. Please do not enter any live patient". Below that is a green information message: "All tabs are complete. You may visit [Send and Manage Referrals](#). tab". The main navigation area contains several tabs: "Client Details", "Demographics", "GP Details", "Referral Information", "Uploaded Files (0)", and "Send and Manage Referrals". The "Client Details" tab is highlighted with a red box. Below the tabs are three buttons: "Profile Report", "Profile History Report", and "Print Client". The "Profile History Report" button is highlighted with a red arrow. Below the buttons is a table with the following data:

Care Type	Transfer of Care Referral ( <a href="#">manage</a> )
Name	Patient, Test 
NHS Number	No identifier
Message ID	

Select the Profile History Report


## PDF Report

This allows a PDF which shows changes that have been made

8 31 July 2023 12:23: Watson, Dave


31 July 2023 12:21: Watson, Dave

### Print sections

 Invert selection

- Demographics
- GP Details
- Referral Information
- Medical History
- Referrer Details
- Triage

 Download 

 View in browser

 Print

Strata PathWays is copyright © 2023 by Strata PathWays Solutions.

 Save as PDF

Online URL: <https://elearning.cornwall.nhs.uk/site/kb/article.php?id=387>